



**ANNUAL CURRICULUM PLAN
2020-21
SUBJECT-DANCE (Apr-Sep)**

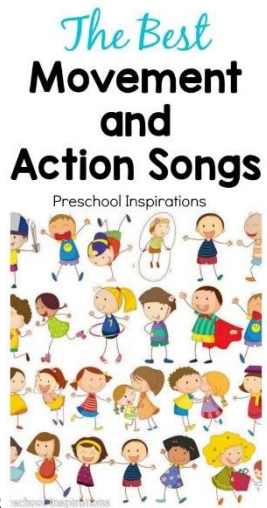
CLASS I

Vision: My vision is to provide children with a passion for dance that will carry them through life. To create an exciting, educational, artistic and progressive environment where children learn the art of dance and expression.

CLASS	CONTENT	TRANSACTION STRATEGIES INNOVATIVE PEDAGOGY	LEARNING OUTCOME
I	<p>Introduction of Locomotor and Non-locomotor movements.</p> 	<ul style="list-style-type: none"> • In the usual course of discussion, the points to be taken up are <ol style="list-style-type: none"> i) Various types of walking ii) Hand movement coordinated with face expression • The Teacher will perform the movements. • Watch the class go through movements. • Assess the progress and see how well they understand. • Video Clippings to be shown through Laptop on the Smart Board. 	<ul style="list-style-type: none"> • To learn locomotor and non-locomotor movements (leaps, turns and jump) • Through this practice the student develops a creative mind. They start creating various finger movement, hand movement and body posture 

TERM II


OCT-MARCH

CLASS	CONTENT	TRANSACTION STRATEGIES INNOVATIVE PEDAGOGY	LEARNING OUTCOME
I	<p>Creation of Dance item by taking a music</p>  <p>3</p>	<ul style="list-style-type: none"> ● Emotion of the music to be discussed ● The Teacher will perform the complete dance. ● Show steps, each step of 8 counts and go through steps with class. ● Watch the class go through steps. ● Assess the progress and see how well they understand. ● Video Clippings to be shown through Laptop on the Smart Board. 	<ul style="list-style-type: none"> ● Through dance, students learn teamwork, focus and improvisational skills. ● Learn to explore personal space and space of others. ● Respond to changes in rhythms <ul style="list-style-type: none"> - Perform walks, runs, jumps, hops skips, marches etc. - Move randomly through space while avoiding collision with other students-in a line/in a circle/in a square etc. -

**ANNUAL CURRICULUM PLAN
2020-21
SUBJECT-DANCE (Apr-Sep)**


CLASS II

Vision: My vision is to provide children with a passion for dance that will carry them through life. To create an exciting, educational, artistic and progressive environment where children learn the art of dance and expression.

CLASS	CONTENT	TRANSACTION STRATEGIES INNOVATIVE PEDAGOGY	LEARNING OUTCOME
II	Introduction of Feet Movement Hand Movement Body Movement 	<ul style="list-style-type: none"> ● Body movements which includes the footwork and hand movements according to the music. ● The Teacher will perform the complete dance. ● Show steps, each step of 8 counts and go through steps with class. ● Watch the class go through steps. ● Assess the progress and see how well they understand. ● Video Clippings to be shown through Laptop on the Smart Board. 	<ul style="list-style-type: none"> ● The students should understand these basics. They will be able to incorporate rhythm and movement with simple dance and locomotion skills. ● To make them understand that dance has not originated from some outside source; it is a regular practice which we do in our day to day expression.

TERM II


OCT-MARCH

CLASS	CONTENT	TRANSACTION STRATEGIES INNOVATIVE PEDAGOGY	LEARNING OUTCOME
II	Creation of Dance item by taking a music 	<ul style="list-style-type: none"> ● Emotion of the music to be discussed ● The Teacher will perform the complete dance. ● Show steps, each step of 8 counts and go through steps with class. ● Watch the class go through steps. ● Assess the progress and see how well they understand. ● Video Clippings to be shown through Laptop on the Smart Board. 	<ul style="list-style-type: none"> ● Through dance, students learn teamwork, focus and improvisational skills. ● Dance awakens a new perception in children which help them learn and think in new ways. ● Children need to express and communicate their ideas and to be given the opportunity to make creative decisions, even at a young age.

ANNUAL CURRICULUM PLAN
2020-21
SUBJECT-DANCE (Apr-Sep)

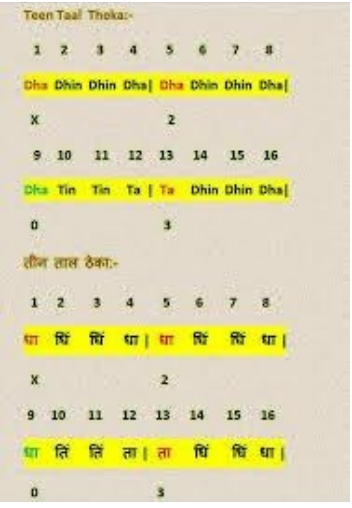
CLASS III

Vision: My vision is to provide children with a passion for dance that will carry them through life. To create an exciting, educational, artistic and progressive environment where children learn the art of dance and expression.

CLASS	CONTENT	TRANSACTION STRATEGIES INNOVATIVE PEDAGOGY	LEARNING OUTCOME
III	<p>Awareness of basic disciplines in any dance form.</p>  <p style="text-align: center;"><i>Kathak Namaskar</i></p>	<ul style="list-style-type: none"> ● Teaching the content ● Basic etiquettes for a dance presentation <ul style="list-style-type: none"> - Guru Pranam - Bowing to the stage - Bowing to the audience - Pranam to the instruments - Courtesy to accompanists ● Video Clippings to be shown through Laptop on the Smart Board 	<ul style="list-style-type: none"> ● Basics of classical Dance ● Learning proper etiquettes of performing on the stage.

TERM II

OCT-MARCH

CLASS	CONTENT	TRANSACTION STRATEGIES INNOVATIVE PEDAGOGY	LEARNING OUTCOME
III	<p>Basics of Kathak Dance</p> 	<ul style="list-style-type: none"> ● On the basis of Teen Taal, feet movement to be taught (16 beats) ● Different patterns of Laya in the taal e.g. 'TATKAR' in the Kathak style which will be taught. 	<ul style="list-style-type: none"> ● Concept of the bol of the footwork and different patterns of laya. If a learner says it aloud, it helps in memorizing and also concept improves. ● Reciting bols with the tempo of the taal.


ANNUAL CURRICULUM PLAN

2020-21

SUBJECT-DANCE (Apr-Sep)

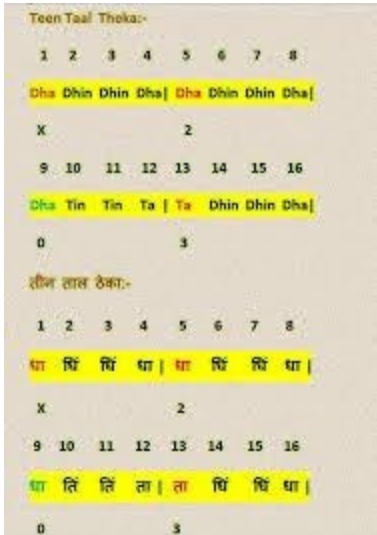
CLASS IV

Vision: My vision is to provide children with a passion for dance that will carry them through life. To create an exciting, educational, artistic and progressive environment where children learn the art of dance and expression.

CLASS	CONTENT	TRANSACTION STRATEGIES INNOVATIVE PEDAGOGY	LEARNING OUTCOME
IV	<p>Classical Dance Feet movement or Pad Sanchalan</p> 	<ul style="list-style-type: none"> On the basis of Teen Taal, feet movement to be taught (16 beats) Different patterns of Laya in the taal e.g. 'TATKAR' in the Kathak style which will be taught. The Choreographic element to be taught Video Clippings to be shown through Laptop on the Smart Board By clapping of hands and pronouncing the teen taal, reciting the 'bol' along with footwork. 	<ul style="list-style-type: none"> Knowledge of different types of Laya in Taal. The patterns have to be understood and the feet movement should be coordinated with the Laya. Concept of the bol of the footwork and different patterns of laya. If a learner says it aloud, it helps in memorizing and also concept improves. Reciting bols with the tempo of the taal.

TERM II

OCT-MARCH

CLASS	CONTENT	TRANSACTION STRATEGIES INNOVATIVE PEDAGOGY	LEARNING OUTCOME
IV	<p>Various names in division of Taal</p> 	<ul style="list-style-type: none"> Terminologies of taal to be discussed <ol style="list-style-type: none"> Taal Laya Matra Vibhaag Sam Taali Khaali Theka The Division of Taal will be taught Assess the progress and see how well they understand. Video Clippings to be shown through Laptop on the Smart Board. 	<ul style="list-style-type: none"> Learners should understand the terms. Concept of the bol of the footwork and different patterns of laya. If a learner says it aloud, it helps in memorizing and also concept improves. Reciting bols with the tempo of the taal.

ANNUAL CURRICULUM PLAN

2020-21

SUBJECT-DANCE (Apr-Sep)

CLASS V

Vision: My vision is to provide children with a passion for dance that will carry them through life. To create an exciting, educational, artistic and progressive environment where children learn the art of dance and expression.

CLASS	CONTENT	TRANSACTION STRATEGIES INNOVATIVE PEDAGOGY	LEARNING OUTCOME
V	Classical Dance Feet movement or Pad Sanchalan	<ul style="list-style-type: none"> On the basis of Teen Taal, feet movement to be taught (16 beats) Different patterns of Laya in the taal e.g. 'TATKAR' in the Kathak style which will be taught. The Choreographic element to be taught. Video Clippings to be shown through Laptop on the Smart Board. By clapping of hands and pronouncing the teen taal, reciting the 'bol' along with footwork. 	<ul style="list-style-type: none"> Knowledge of different types of Laya in Taal. The patterns have to be understood and the feet movement should be coordinated with the Laya. Concept of the bol of the footwork and different patterns of laya. If a learner says it aloud, it helps in memorizing and also concept improves. Reciting bols with the tempo of the taal.

TERM II

OCT-MARCH

CLASS	CONTENT	TRANSACTION STRATEGIES INNOVATIVE PEDAGOGY	LEARNING OUTCOME
V	Body Movement	<ul style="list-style-type: none"> The hand gestures which have been discussed now will be explained and taught how to be used in the choreography. Teacher will teach to perform a dance story using these body movements Assess the progress and see how well they understand. Video Clippings to be shown through Laptop on the Smart Board. 	<ul style="list-style-type: none"> Learners will understand that there are different body movements: <ol style="list-style-type: none"> Ang constitutes the main part of body which are used while dancing; Head, hands, chest, waist, feet, armpits etc. Pratayang constitutes those parts which help the main parts to move Neck, shoulders, arms etc. Upaang constitutes those small parts in the body which are very minute but are for the right expressions like eyebrows, eyes, eyeball, lips, teeth etc.