






ANNUAL CURRICULUM PLAN 2020-21**SUBJECT- W.ED- CLASS-III to V****SUBJECT – DRAWING- CLASS-I to II****VISION- TAUGHT THEM TO LEARN MORE BEAUTIFUL THINGS AND NEW IDEAS**

Month's	Class-V	Class-IV	Class-III
APRIL	Paper Bag with handmade sheet.	Butterfly with colour paper .	Doll making with Birthday cap.
MAY	Bandhanwar with handmade sheet	Dholak with coffee Glass	Car with small and big empty match box
July	Photo Frame with old copy cover and newspaper pipes roles.	Wall hanging with tooth pick sticks.	Greeting card with waste material
August	Doll with big wooden spoon	Useful box with 3 empty match box	Rakhi with paper quelling or with ear buds
September	Tabla with Brow Coconut cover	Owe with pencil shaving pasting on drawing sheet	Doll with Colgate empty box
October	Diya with handmade Sheet and Diwali decoration	Diwali greeting card with paper quelling	Diwali greeting card with ear buds
November	Paper purse with handmade sheet	Pineapple with pencil shaving pasting.	Bus with empty shoe box.
December	Christmas decoration	Christmas decoration	Christmas decoration
January	Collage with paper cutting and pasting	Flower making etc. with colour paper	Boat with paper folding
February	Broken Bangles work like birds animals and flower	Soap Basket with colour ribbon allpine and white moti	Flower with paper folding
March	Lamp with big with Ice-cream glass.	Sunflower with Ice-Cream	Doll with Ice-cream Spoon



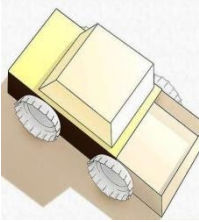

Month's	Class-II	Class-I
APRIL	Start with colour	Start with colour
May	Duck	Sunflower
July	Brinjal	Umbrella
August	Boat	Fish and Kite
September	Car, Apple and Orange	Carrot, Cat and Sun
October	Diya and Candle	Diya and Candle
November	Butterfly	My Family
December	Christmas and New year greeting card	Christmas and New Year greeting card
January	Grapes	Tree
February	Bus, cup and saucers	Softy
March	Ship	Lamp

MAY-2020

Subject	Topic	Objective	Teaching Aids
V-A,B,C W.Ed	Paper bag with handmade sheet	To enable the students will be able to make paper bag with handmade sheet.	
IV- A,B,C W.Ed	Butterfly with Colour paper	To enable the students will be able to make Butterfly with colour paper.	
III- A,B,C W.Ed	Doll making with Birthday Cap	To enable the students will be able to make Doll with Birthday cap.	
II- A,B,C Drawing	Start with colours	To enable the students will be able to do start with colour from the drawing book	
I- A,B,C Drawing	Start with colour	To enable the students will be able to do start with colour from the drawing book	






INTRODUCTION	PRESENTATION	OBSERVATION	HOME WORK
Paper bag will be taught to the children they will be taught to make gift box etc., first they will be asked to make the paper bag	Students will be instructed how to make paper bag with handmade sheet.	Students loved to make paper bag with handmade sheet they followed the instruction given to them.	To Complete class work at home.
Butterfly will be taught to the children. They will be taught to make Bird, Fish etc. First They will be asked to make the Butterfly	Students will be instructed how to make Butterfly with colour paper	Students loved to make butterfly with colour paper they followed the instruction given to them	To Complete class work at home.
Doll will be taught to the children. They will be taught to make Doll etc. First They will be asked to make the Doll	Students will be instructed how to make Doll with Birthday cap.	Students loved to make Doll with Birthday Cap. They followed the instruction given to them	Practice the work taught in the class
Start with colour will be taught to the children. They will be taught to do the colours. First They will be asked to do the colours	Students will be instructed how to do the practice of colouring	Students loved to start with colour from the colouring book. They had to be assisted all the time as they are small children.	Keep practicing at home from the colouring book.

JULY-2020

Subject	Topic	Objective	Teaching Aids
V-A,B,C W.Ed	Bandhanwar with handmade Sheet	To enable the students will be able to make paper bag with handmade sheet.	
IV- A,B,C W.Ed	Dholak with Coffee Glass	To enable the students will be able to make Dholak with Coffee Glass.	
III- A,B,C W.Ed	Car with small and big empty Match Box	To enable the students will be able to make Car with Small and Big Empty match box.	
II- A,B,C	Drawing:- Duck	To enable the students will be able to draw Duck on drawing sheet with pencil	
I- A,B,C	Drawing:- Sunflower:-	To enable the students will be able to draw Sunflower on drawing sheet with pencil	






INTRODUCTION	PRESENTATION	OBSERVATION	HOME WORK
Bandhanwar will be taught to the children. They will be taught to make Diya also etc. first they will be asked to make Bandhanwar with handmade sheet	Students will be instructed how to make Bandhanwar with handmade sheet.	Students loved to make Bandhanwar with handmade sheet. They followed the instruction given to them.	To Complete class work at home.
Dholak with Coffee glass will be taught to the children. They will be taught to make flower pot, flower vas with glass etc. First they will be asked to make the Dholak	Students will be instructed how to make Dholak with coffee glass	Students loved to make Dholak with Coffee Glass. They followed the instruction given to them	To Complete class work at home.
Car with small and big empty match box will be taught to the children. They will be asked to make the car	Students will be instructed how to make the Car with small and big empty match box.	Students loved to make Car with small and big empty match box. They followed the instruction given to them	To Complete class work at home.
Students will be instructed how to draw duck on drawing sheet with pencil.	Students will be instructed how to do the Colour on duck	Students loved to draw duck on drawing sheet with Pencil. They followed the instruction but they had to be assisted all the time as they are small children.	Keep practicing at home from the colouring book

AUGUST-2020

Subject	Topic	Objective	Teaching Aids
V-A,B,C W.Ed	Doll with big Wooden Spoon	To enable the students will be able to make Doll with big wooden spoon	
IV- A,B,C W.Ed	Useful box with 3 empty match box	To enable the students will be able to make useful box with 3 empty match box	
III- A,B,C W.Ed	Rakhi with quilling and with Ear Buds	To enable the students will be able to make Rakhi with paper quilling or Ear Buds	
II- A,B,C Drawing	Boat	To enable the students will be able to draw Boat on drawing sheet with pencil	
I- A,B,C Drawing	Fish & Kite	To enable the students will be able to draw Fish and kite on drawing sheet with pencil	





INTRODUCTION	PRESENTATION	OBSERVATION	HOME WORK
Doll will be taught to the children and students will be instructed how to make Doll with wooden big spoon	Students will be instructed how to make Doll with Wooden big spoon	Students loved to make Doll with wooden big spoon. They followed the instruction given to them.	To Complete class work at home.
Useful box will be taught to the Children and students will be instructed how to make useful box with 3 Big empty match box.	Students will be instructed how to make useful box with 3 empty match box.	Students loved to make useful box with 3 big empty match box. They followed the instruction given to them	To Complete class work at home.
Rakhi will be taught to the children and students will be instructed how to make Rakhi will paper quilling and with ear buds.	Students will be instructed how to make the Rakhi with ear Buds and with paper quilling	Students loved to make Rakhi with Ear buds and with paper quelling. They followed the instruction given to them	To Complete class work at home.
Students will be instructed how to draw Boat on drawing sheet with pencial	Students will be instructed how to draw the Boat and how to do the colours with pencil colours	Students loved to draw boat on drawing sheet with Pencil. They followed the instruction but they had to be assisted all the time as they are small children.	Keep practicing at home from the colouring book
Fish and Kite will be instructed how to draw Fish and Kite on drawing sheet with pencil	Students will be instructed how to draw the Fish and Kite on drawing sheet and how to the colours with pencil colours.	Students loved to draw Fish & Kite on drawing sheet with Pencil. They followed the instruction but they had to be assisted all the time as they are small children.	Keep practicing at home from the colouring book

SEPTEMBER-2020






Subject	Topic	Objective	Teaching Aids
V-A,B,C W.Ed	Tabla with Coconut brown cover	To enable the students will be able to make Tabla with brown Coconut Cover	
IV- A,B,C W.Ed	Owl with pencil shaving pasting on drawing sheet.	To enable the students will be able to make owl with pencil, shaving, pasting on drawing sheet.	
III- A,B,C W.Ed	Doll with Colgate empty box.	To enable the students will be able to make Doll with Colgate empty box	
II- A,B,C Drawing	Car and apple and orange	To enable the students will be able to draw car, apple and orange on drawing sheet with pencil	
I- A,B,C Drawing	Cat, sun and carrot	To enable the students will be able to draw Cat,sun& carrot on drawing sheet with pencil	

INTRODUCTION	PRESENTATION	OBSERVATION	HOME WORK
Tabla will be taught to the children and students will be instructed how to make table with brown coconut.	Students will be instructed how to make Table with brown coconut cover.	Students loved to make Tabla with Brown coconut cover. They followed the instruction given to them.	To Complete class work at home.
Owl will be taught to the children and children's will be instructed how to make owl with pencil shaving pasting on drawing sheet.	Students will be instructed how to make owl with pencil shaving pasting on drawing sheet.	Students loved to make owl with pencil shaving pasting on drawing sheet	To Complete class work at home.
Doll will be taught to the children and students will be instructed how to make Doll with empty Colgate box	Students will be instructed how to make Doll with Empty Colgate box	Students loved to make Doll with Empty Colgate box. They followed the instruction given to them.	To Complete class work at home.
Students will be instructed how to draw orange, car and apple on drawing sheet with pencil	Students will be instructed how to draw the Orange, apple and car how to do the colours with pencil colours	Students loved to draw Orange, apple and car on drawing sheet with Pencil. They followed the instruction but they had to be assisted all the time as they are small children.	Keep practicing at home from the colouring book
Cat, Sun and Carrot will be instructed how to draw Cat, Sun and Carrot on drawing sheet with pencil	Students will be instructed how to draw the Cat, Sun and Carrot on drawing sheet and how to the colours with pencil colours.	Students loved to draw Cat, Sun and Carrot on drawing sheet with Pencil. They followed the instruction but they had to be assisted all the time as they are small children.	Keep practicing at home from the colouring book




OCTOBER-2020

Subject	Topic	Objective	Teaching Aids
V-A,B,C W.Ed	Diya with handmade sheet and Diwali decoration	To enable the students will be able to make Diya with Handmade Sheet.	
IV- A,B,C W.Ed	Diwali greeting card with paper quilling	To enable the students will be able to make Diwali greeting card with paper quilling.	
III- A,B,C W.Ed	Diwali greeting card with ear buds	To enable the students will be able to make Diwali greetings card with ear buds	
II- A,B,C Drawing	Butterfly	To enable the students will be able to draw Butterfly on drawing sheet with pencil	 
I- A,B,C Drawing	Diya and Candle	To enable the students will be able to draw Diya and Candle on drawing sheet with pencil	




NOVEMBER-2020

Subject	Topic	Objective	Teaching Aids
V-A,B,C W.Ed	Paper purse with handmade sheet.	To enable the students will be able to make paper purse with Handmade Sheet.	
IV- A,B,C W.Ed	Pineapple with pencil shaving pasting.	To enable the students will be able to make Pineapple with pencil shaving and pasting on drawing sheet.	
III- A,B,C W.Ed	Bus with empty shoe box.	To enable the students will be able to make bus with empty shoe box.	
II- A,B,C Drawing	X-Mas Tree	To enable the students will be able to draw X-Mas tree on drawing sheet with pencil	
I- A,B,C Drawing	My Family	To enable the students will be able to draw my family on drawing sheet with pencil	






DECEMBER-2020

Subject	Topic	Objective	Teaching Aids
V-A,B,C W.Ed	Christmas decoration like cribe, Santa, Star 'X' Mas Tree Angels etc.	To enable the students will be able to make Christmas decoration with useful material	
IV- A,B,C W.Ed	Crib Star,	To enable the students will be able to make Pineapple with pencil shaving and pasting on drawing sheet.	
III- A,B,C W.Ed	Crib, 'X' Mas Tree and Santa etc.	To enable the students will be able to make bus with empty shoe box.	
II- A,B,C Drawing	Christmas & New year greeting card	To enable the students will be able to draw X-Mas tree on drawing sheet with pencil	
I- A,B,C Drawing	'X' Mas Tree Crib Star bells & Santa	To enable the students will be able to draw my family on drawing sheet with pencil	





JANUARY-2021

Subject	Topic	Objective	Teaching Aids
V-A,B,C W.Ed	Paper cutting and pasting to make collage work with colour paper.	To enable the students will be able to make collage with colour paper cutting & pasting.	
IV- A,B,C W.Ed	Flower making etc with colour paper .	To enable the students will be able to make Flower with colour paper.	
III- A,B,C W.Ed	Paper Folding to make Boat etc.	To enable the students will be able to make Boat, House, Butterfly with paper folding.	
II- A,B,C Drawing	Graps	To enable the students will be able to graps on drawing sheet with pencil	
I- A,B,C Drawing	Tree	To enable the students will be able to draw my tree on drawing sheet with pencil	

FEBRUARY-2021

Subject	Topic	Objective	Teaching Aids
V-A,B,C W.Ed	Broken Bangles work:- Like Birds, Animals & Flowers	To enable the students will be able to make Birds, Animals & Flowers with broken bangles.	 Broken bangles duck
IV- A,B,C W.Ed	Soap basket with soap, colour ribbon, allpins and white moti	To enable the students will be able to make soap basket with soap, colour ribbon, allpin and moti.	
III- A,B,C W.Ed	Flower with paper folding	To enable the students will be able to make flower with paper folding.	
II- A,B,C Drawing	Bus, Cup and Sauce	To enable the students will be able to draw bus, cup and sauces on drawing sheet with pencil	
I- A,B,C Drawing	Softy	To enable the students will be able to draw safety on drawing sheet.	

MARCH-2021

Subject	Topic	Objective	Teaching Aids
V-A,B,C W.Ed	Lamp with big Ice cream glass, peacock with ice-cream spoon.	To enable the students will be able to make Ice- cream, cup, peacock with ice-cream spoon	
IV- A,B,C W.Ed	Sunflower with Ice- Cream cup	To enable the students will be able to make Sunflower with Ice Cream cup	
III- A,B,C W.Ed	Doll with Ice-Cream Spoon	To enable the students will be able to make Doll with Ice Cream Spoon.	
II- A,B,C Drawing	Ship	To enable the students will be able to draw Ship and on drawing sheet.	
I- A,B,C Drawing	Lamp	To enable the students will be able to draw lamp on drawing sheet.	